



Our students come from:
**24 EU countries and
50 non-EU countries**



Where do our students come from?

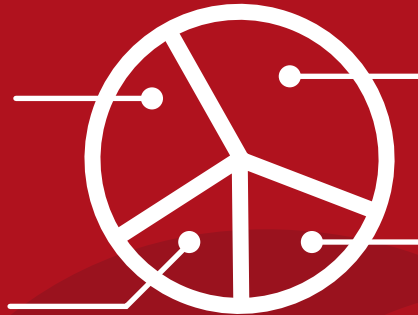
77% within a 30 mile radius
16% outwith a 30 mile radius
7% online learners

STEM
Total: 26%

FE: 71%
HE: 29%

**Creative and
Cultural Industries**
Total: 16%

FE: 41%
HE: 59%




Applied Life Studies
Total: 39%

FE: 61%
HE: 39%


**Business, Management,
Computing and Leisure**
Total: 19%

FE: 34%
HE: 66%

**Growth in school pupils attending
Perth College UHI as part of the
School/College Partnership.**



**Growth in the number of Modern
Apprentices studying qualifications
at Perth College UHI.**



What happens to our students next?

2015/16 (latest available)

FE (FT) 19% employment
66% further study

HE (FT) 93% moved into
employment or
further study


How many students study with us in 2016/17?

9505

HE 2893 - 30%

FE 6612 - 70%

How do our students study?



Higher Education

Full time - 2049 (71%)
Part time - 844 (29%)

Further Education

Full time - 1177 (18%)
Part time - 5435 (82%)

Full-time students



50%
Male



50%
Female

Part-time students



38%
Male



62%
Female

Average age of all students - 38 years

≤18 = 23% 19-24 = 21% 25-30 = 9% ≥31 = 47%

Average age of full time students - 23 years

≤18 = 35% 19-24 = 39% 25-30 = 10% ≥31 = 17%

Disability: 17% disclosed 83% not disclosed or not known